

山东高速路桥集团股份有限公司 关于提前退出临莱合伙、岚罗合伙、泰庄合伙 投资的关联交易公告

:

1

)

2022 11

2023 4

2023 11

2

2020

3 2021 9 13 , , 9
0 0 , ,

4 ,
5

6 ,

2018 1

2,695,808,000.00

, 53,940

2018 4

1,192,540,880.00

24,080

2018 10

1,179,463,253.79

, 23,900

101,920

53,940

24,080

23,900

, ,

()

1.

91370124MA3F1CN272

()

285,450

2017 12 12 2022 12 11

D 15

1501-6

2020 311,791.51
 26,341.51 285,450 2020
 7,060.10 18,427.69 2021 8
 31 309,916.90
 20,330.91 289,585.99 2021 1-8
 9,548.33 16,869.97

2.

1		,	50	0.02%	
2			50	0.02%	
3			216,360	75.80%	
4			50	0.02%	
5	(() ı		15,000	5.25%	
6			53,940	18.90%	
			285,450	100.00%	

1

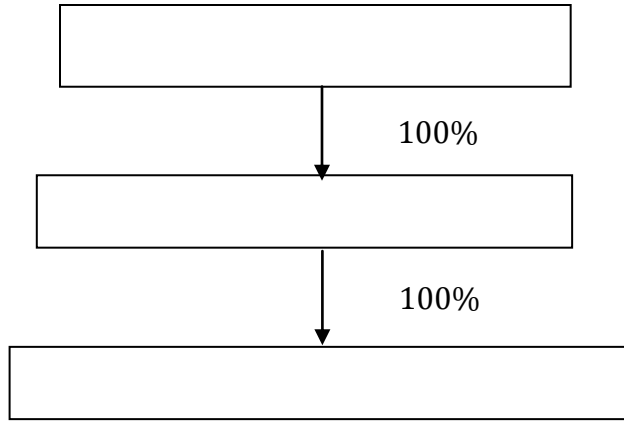
91440300MA5DT64H7L

2,000

2017 1 11

1 A 201 (

)



2020

2

91370112MA3CHRTQ75

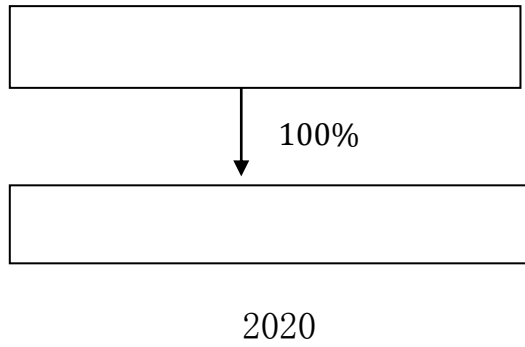
130,000

2016 9 30

2016 9 30

1

D 1303



3

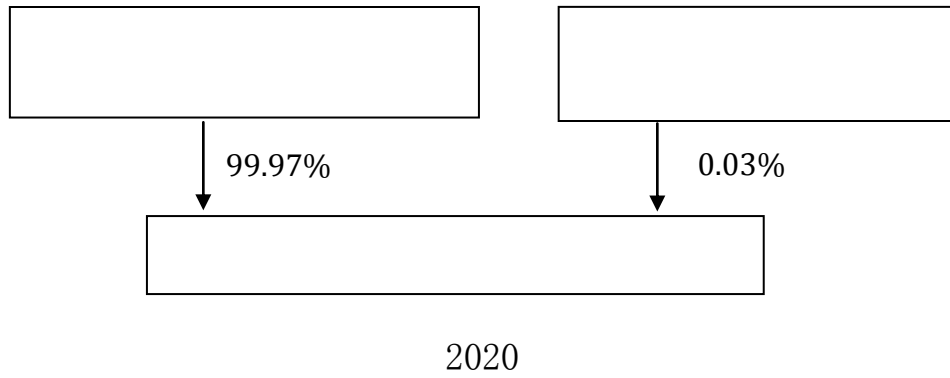
91370124MA3DPCAM7N

300, 100

2017 5 22

2017 5 22

1



4

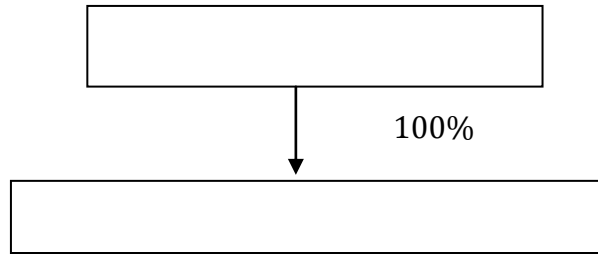
91120118MA05WQRGX9

6,000

2017 9 29

2017 9 29 2047 9 28

288



5

913700001630777743

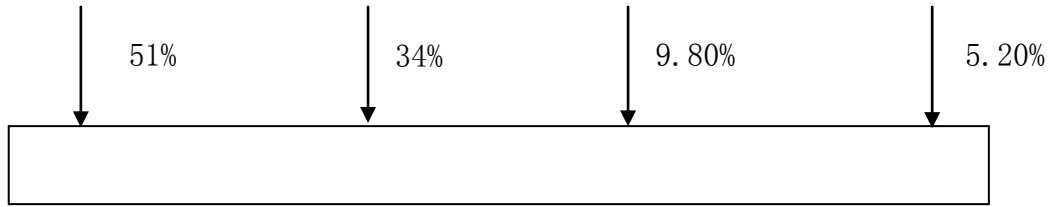
101,000

2006 4 26

2006 4 26

3366 ()

--	--	--	--



1.

91370124MA3MYHFN86

117,640

2018 4 13 2023 4 12

D 15

1501-7

2020

142,813.71

25,173.71

117,640

2020

8,225.75

8,541.61

2021 8

31

139,470.64

20,131.05

119,339.59

2021 1-8

5,300.41

8,157.13

2.

1		,	50	0.04%	
2			50	0.04%	
3			59,960	50.97%	
4			22,300	18.96%	
5			11,200	9.52%	
6			24,080	20.47%	
			117,640	100.00%	

1

/()

/2. / 1

2

/() /2. / 2

3

/() /2. / 3

4

,
/() /2.

/ 4

5

91371100F504501644

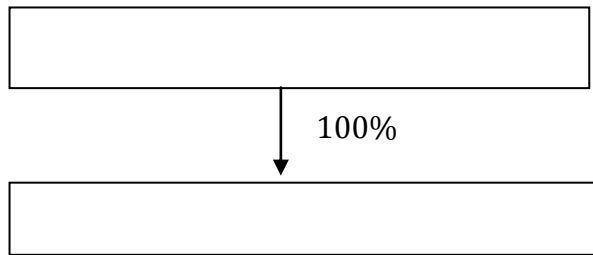
()

68,000

2012 8 21

2012 8 21 2032 8 21

79



1.

91370124MA3MCKAX4

61,130

2018 8 29 2028 8 29

D 1501-8

2020

69,940.47

8,810.47

61,130

2020

2,403.34

4,250.59

2021 8 31

67,190.00

5,645.37

61,544.63 2021 1-8

1,301.63

2,508.28

2.

1		,	50	0.08%	
2			50	0.08%	
3			50	0.08%	
4			20,420	33.40%	
5			16,660	27.25%	
6			23,900	39.10%	
			61,130	100.00%	

1

/()

/2.

/ 1

2

/()

/2.

/ 2

3

,

/()

/2.

/ 4

4

/()

5

/() /2.

/ 5

() :

()

()

,

101,920

53,940

24,080

23,900

2%

$$\begin{array}{r} 101,920 \\ 24,080 \end{array} \qquad \begin{array}{r} 53,940 \\ 23,900 \end{array}$$

$$= 101,920 \quad y$$

$$y \qquad 2 \quad /360$$

- 1.
- 2.
- 3.

101,920

2021 8 31

141.96

:

101,920

1

2

3

4

2021 9 13